


## WE SPECIALIZE IN QUALITY

By installing **LIDO** hardware you ensure that your closet is equipped with components that look great and stand the test of time.



**Our Unique SET SCREW provides added stability and PEACE OF MIND**



\*New Oil Rubbed Bronze Reeded Rod

**Our rods are made from INDUSTRIAL GRADE BRASS & STAINLESS STEEL**

### Premium Closet Hardware

		Polished Chrome	Brushed Nickel	Brushed Stainless Steel	Polished Brass Finish	White	Oil Rubbed Bronze
A106/6	<b>Closet Rod</b> Heavy Weight 1-5/16" Diameter. 6' length	<input type="radio"/>	<input type="radio"/>	<input type="radio"/>	<input type="radio"/>	<input type="radio"/>	<input type="radio"/>
A106/8	<b>Closet Rod</b> Heavy Weight 1-5/16" Diameter. 8' length	<input type="radio"/>	<input type="radio"/>	<input type="radio"/>	<input type="radio"/>	<input type="radio"/>	<input type="radio"/>
505 Set	<b>Flange Set</b> Die Cast. Accepts 1-5/16" Rod or Dowel. 1 open, 1 closed/set.	<input type="radio"/>	<input type="radio"/>	<input type="radio"/>	<input type="radio"/>	<input type="radio"/>	<input type="radio"/>
8150	<b>Rod &amp; Shelf Bracket</b> Heavy weight. Accepts up to 1 1/2" Rod & Shelf up to 12" deep.	<input type="radio"/>	<input type="radio"/>	<input type="radio"/>	<input type="radio"/>	<input type="radio"/>	<input type="radio"/>
8152	<b>Deco Shelf Bracket</b> 8 7/8" Bracket support for wood shelves	<input type="radio"/>	<input type="radio"/>	<input type="radio"/>	<input type="radio"/>	<input type="radio"/>	<input type="radio"/>
8154	<b>Euro Shelf Bracket</b> 8 7/8" Bracket support for wood shelves	<input type="radio"/>	<input type="radio"/>	<input type="radio"/>	<input type="radio"/>	<input type="radio"/>	<input type="radio"/>
601PR	<b>Snap-In End Cap Pair</b> Steel construction. Fits rods up to 1 1/2" internal Diameter.	<input type="radio"/>	<input type="radio"/>	<input type="radio"/>	<input type="radio"/>	<input type="radio"/>	<input type="radio"/>

### EXTEND & LOCK Rods *Patent Pending*

D103/4872	<b>Deluxe Closet Rod</b> Fits closets 48"-72"	<input type="radio"/>	<input type="radio"/>	<input type="radio"/>	<input type="radio"/>	<input type="radio"/>	<input type="radio"/>
E103/2030	<b>Extendable Closet Rod</b> Fits closets 20"-30"	<input type="radio"/>	<input type="radio"/>	<input type="radio"/>	<input type="radio"/>	<input type="radio"/>	<input type="radio"/>
E103/3048	<b>Extendable Closet Rod</b> Fits closets 30"-48"	<input type="radio"/>	<input type="radio"/>	<input type="radio"/>	<input type="radio"/>	<input type="radio"/>	<input type="radio"/>
E103/4872	<b>Extendable Closet Rod</b> Fits closets 48"-72"	<input type="radio"/>	<input type="radio"/>	<input type="radio"/>	<input type="radio"/>	<input type="radio"/>	<input type="radio"/>
E103/72120	<b>Extendable Closet Rod</b> Fits closets 72"-120"	<input type="radio"/>	<input type="radio"/>	<input type="radio"/>	<input type="radio"/>	<input type="radio"/>	<input type="radio"/>




50 Miry Brook Road, Danbury, CT 06810  
call toll free: 877.259.LIDO • fax: 661.295.8383  
email: sales@lidadesigns.com

LB-00207R1

© 2011 LIDO Designs. All Rights Reserved.




**LIDO Designs®**  
**HEAVY DUTY**  
**CLOSET HARDWARE**





# PREMIUM CLOSET HARDWARE



**Closet Rods**  
A106/6-8



**Snap-In End Cap**  
601PR



**Deco Shelf Bracket**  
8152



**Euro Shelf Bracket**  
8154



**Flange Set**  
505 Set



**Shelf & Rod Bracket**  
8150

High-quality, heavy-duty, premium finishes complement any decor & cut-to-length rods create a custom fit in virtually any closet.

## Simple installation Dramatic results

Your closet should reflect the care you have taken to decorate your home and select your wardrobe.

Whether your motif is classic or contemporary, you will find a finish that compliments it perfectly.

Create a showcase closet with **LIDO Designs**® today!

50 Miry Brook Road, Danbury, CT 06810  
call toll free: 877.259.LIDO • fax: 661.295.8383  
email: sales@lidadesigns.com



# EXTEND & LOCK CLOSET RODS



**Extend & Lock Rods** are more secure than tension rods and just as easy to install.

Installs in minutes and requires **NO CUTTING**.

Simply install supports, position the **Extend & Lock Rod** and twist to lock securely in place.

All mounting hardware included.

*Extend & Lock Rods*



*Deluxe Extend & Lock Rods*

Patent Pending